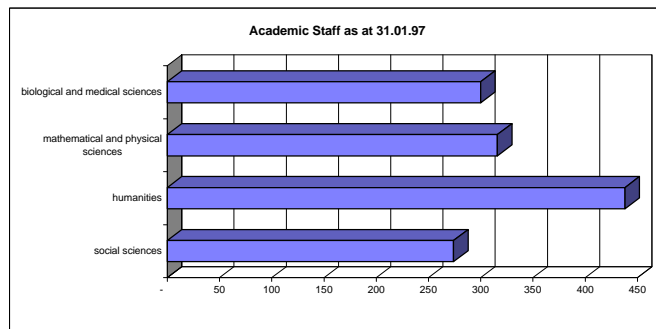


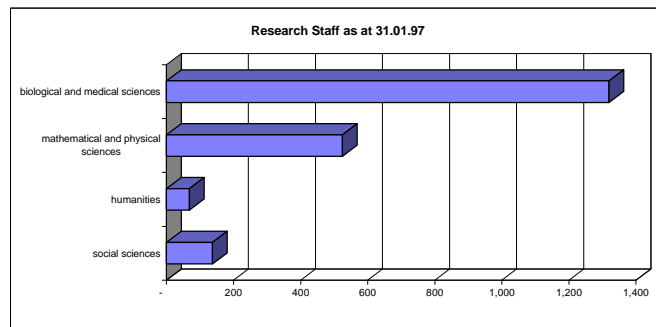
**Academic Staff**

Board	No of staff	%
biological and medical sciences	300	22.6%
mathematical and physical sciences	316	23.8%
humanities	438	33.0%
social sciences	274	20.6%
<b>total</b>	<b>1,328</b>	<b>100.0%</b>



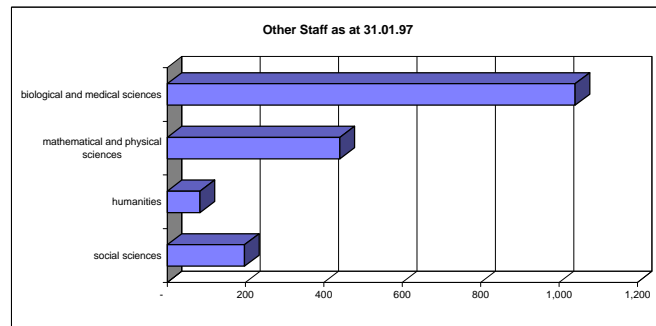
**Research Staff**

Board	No of staff	%
biological and medical sciences	1,319	64.4%
mathematical and physical sciences	524	25.6%
humanities	68	3.3%
social sciences	137	6.7%
<b>total</b>	<b>2,048</b>	<b>100.0%</b>



**Other Staff**

Board	No of staff	%
biological and medical sciences	1,041	59.0%
mathematical and physical sciences	441	25.0%
humanities	84	4.8%
social sciences	197	11.2%
<b>total</b>	<b>1,763</b>	<b>100.0%</b>



**RAE Category A staff**

Board	Cat A Staff	%
biological and medical sciences	551	33.8%
mathematical and physical sciences	386	23.7%
humanities	408	25.0%
social sciences	287	17.6%
<b>total</b>	<b>1,632</b>	<b>100.0%</b>

