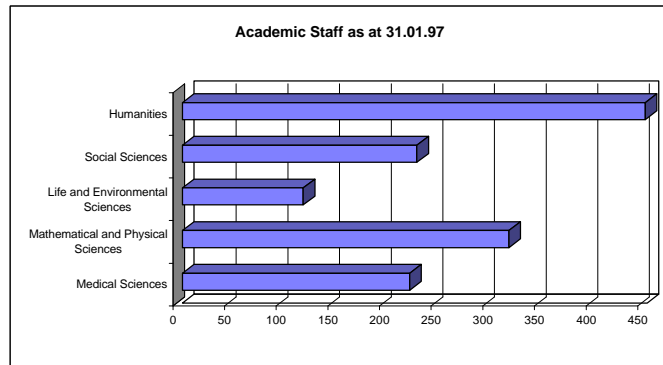


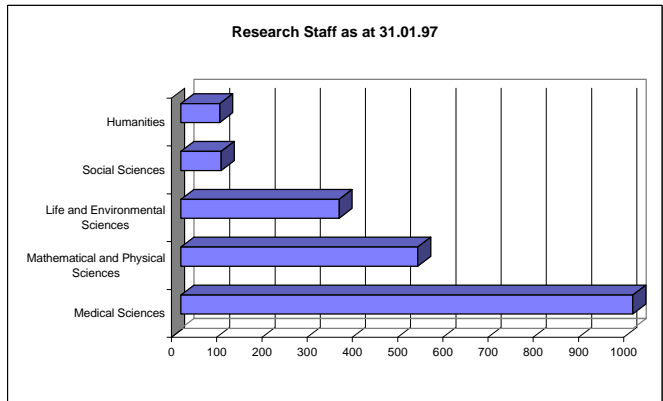
Academic Staff

	No. of staff	%
Board		
Humanities	448	33.7%
Social Sciences	227	17.1%
Life and Environmental Sciences	117	8.8%
Mathematical and Physical Sciences	316	23.8%
Medical Sciences	220	16.6%
Total	1,328	100.0%



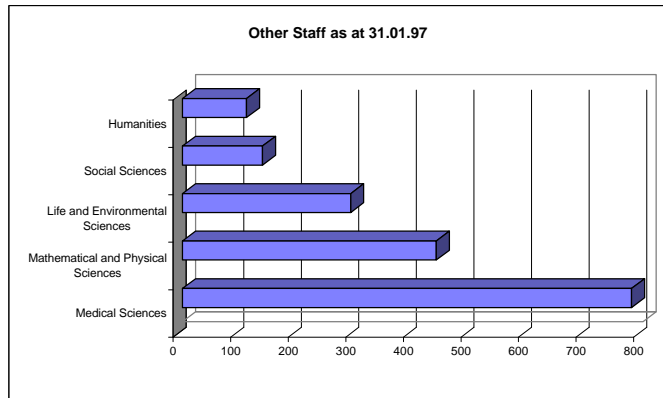
Research Staff

	No. of staff	%
Board		
Humanities	86	4.3%
Social Sciences	89	4.3%
Life and Environmental Sciences	350	17.1%
Mathematical and Physical Sciences	524	25.6%
Medical Sciences	999	48.8%
Total	2,048	100.0%



Other Staff

	No. of staff	%
Board		
Humanities	111	6.3%
Social Sciences	139	7.9%
Life and Environmental Sciences	292	16.6%
Mathematical and Physical Sciences	441	25.0%
Medical Sciences	780	44.2%
Total	1,763	100.0%



RAE Category A Staff

	Cat A Staff	%
Board		
Humanities	426	26.1%
Social Sciences	223	13.7%
Life and Environmental Sciences	190	11.6%
Mathematical and Physical Sciences	386	23.7%
Medical Sciences	407	24.9%
Total	1,632	100.0%

