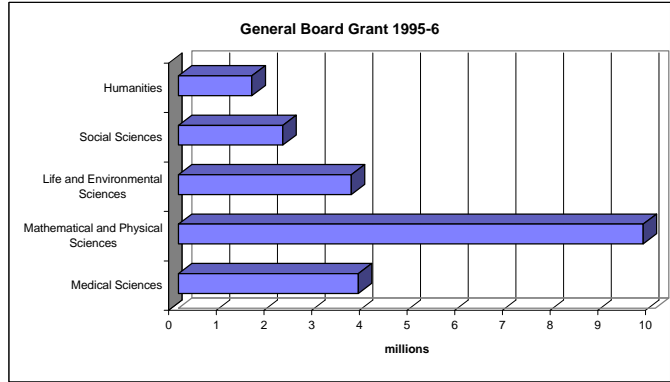


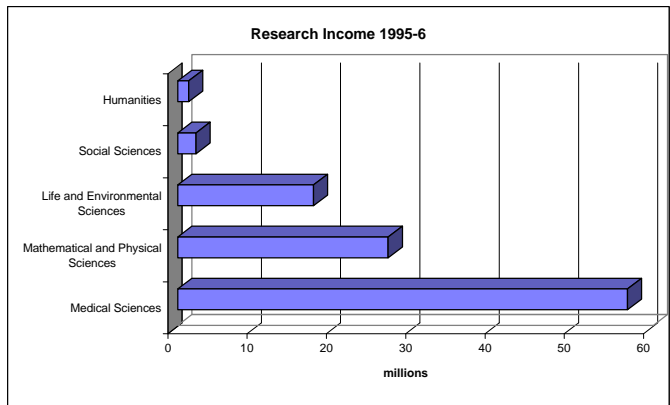
**General Board Grant**

Board	Grant	%
Humanities	1,540,156	7.4%
Social Sciences	2,186,448	10.5%
Life and Environmental Sciences	3,625,772	17.4%
Mathematical and Physical Sciences	9,746,273	46.7%
Medical Sciences	3,769,821	18.1%
<b>Total</b>	<b>20,868,470</b>	<b>100.0%</b>



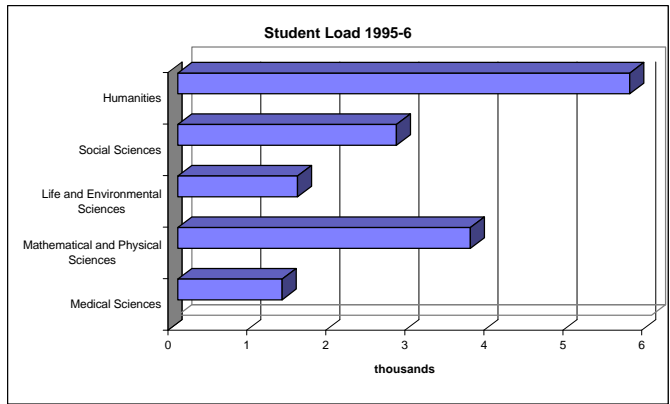
**Research Grant Income**

Board	Grant	%
Humanities	1,373,974	1.3%
Social Sciences	2,320,764	2.2%
Life and Environmental Sciences	17,114,907	16.4%
Mathematical and Physical Sciences	26,548,251	25.5%
Medical Sciences	56,724,293	54.5%
<b>Total</b>	<b>104,082,189</b>	<b>100.0%</b>



**Student Load**

Board	No. of students	%
Humanities	5,722	38.0%
Social Sciences	2,771	18.4%
Life and Environmental Sciences	1,518	10.1%
Mathematical and Physical Sciences	3,705	24.6%
Medical Sciences	1,323	8.8%
<b>Total</b>	<b>15,039</b>	<b>100.0%</b>



**Space**

Board		%
Humanities	19,064	8.0%
Social Sciences	13,789	5.8%
Life and Environmental Sciences	42,756	18.0%
Mathematical and Physical Sciences	91,016	38.2%
Medical Sciences	71,442	30.0%
<b>Total</b>	<b>238,067</b>	<b>100.0%</b>

